

**Jacksonville Camera Club Newsletter**  
Established 1935 November 2017 Vol 22 No 11

# **CLICKS**

**Virtual Matting  
Black Rock Mountain  
Monochrome Results**



# Contents

## Features

- 2 The President's Report**
- 3 Black Rock Mountain**
- 8 Virtual Matting**
- 12 Geo Quiz**

## Competition

- 14 Monochrome Results**
- 16 People's Choice Winners**

## Information

- 11 FCCC 2018 Schedule**
- 17 Announcements**
- 17 Schedules**
- 18 Directions to Club Meetings**
- 18 Cover Page Credit**
- 19 Board and Chairpersons**

**President's Report for November 2017**

54 degrees this morning! Joice and I had reservations this month to go to the mountains outside of Franklin, NC at a bed and breakfast, but had to cancel. When I feel that first cool fall air, I feel like I should be on the Blue Ridge watching a sunset, catching the beautiful color of leaves or the sound of flowing water in the Cullasaja Gorge, oh well, maybe next year.

I tried to get the club up to Black Rock Mt. State Park a few years ago. I spoke with someone (John Neel) the other day who was going to a family reunion up there this year and we agreed that this would be an ideal place for the club to visit. It has nice cabins that are located on the top of a mountain, in the middle of a beautiful world of photography. We'd have no excuse but to get great pictures and party a lot. The hard part is getting the reservations, but you have to make them a year in advance....like now.

Joice and I had strongly considered selling our property and moving into a condo. At this point, this turned out not to be a smart decision, so we are staying put for a while. We have decided to start cleaning out all of the stuff I have saved over the years, which will take a long time. When I start to get things in some sort of order, we'll have to have a big party and see if anyone wants anything. I feel like I'd rather pass my stuff on to members of the club who would appreciate it and would put it to use. The larger pieces will have low prices on them, the smaller stuff will be mostly free. Any proceeds will be a donation to the club, with some kind of earmark so that you can remember where it came from....like a party or speaker.

I guess that you have noticed, like I have, the nice blogs that **Craig Shier** has put on the website. This is important in order to keep communications going within the club. I predict that this will be contagious and there will be more members participating in the blogs and forums, which will make the website a "check every day" event. This is definitely worthwhile goal for the club that we should all work toward.

I have begun to collect names for the Annual President's Service Award, a new award, to be presented this year at the Awards Banquet. The honoree will be chosen by the president from nominations made by members of the club. With all of the great people helping me out this year, this is obviously going to be a difficult job. All of the details aren't out of the committee yet, but the award can't be won two years in a row....maybe longer. Remember, no matter who gets the award this year, the president appreciates ALL of the people that have spent so much of their time helping out this year--and last. I wish the pay was better. Email me or grab me at a meeting if you want to put in your nomination.

We had a great outing at the Military Museum in Green Cove Springs. Having put the date a week early on my calendar, I even went twice! You wouldn't believe all of the things that were there to see and things to learn from the interesting guides that took us around. I'm sure that **Craig** will have coverage on the website soon. He is asking for pictures that were taken to be sent to him....candid or award winning.

The Ft Clinch outing is coming up on November 4th. It should also have great photo ops and a lot of history. Check out the website for details.

Last month I talked about all of the Photo Exhibitions that the club has put on in the past. I talked about all of the great photographers that we have now and bemoaned the fact that we haven't had a chance to put our pictures on the wall for people to buy in a long time. It's time for the club to show off our wares. Next year would be a good time. What is needed now is for someone to grab this notion and run with it. It's a great way to pull the club together.

This leadership group will soon pass the baton to the next group of leaders. Another prediction: with the strength that we have now in the leadership, the new officers and directors (that will be announced and voted on the first meeting in November), will take the ball and run even faster and further than we have in the last two years. Watch and see!

Have fun!

Gordon



## Black Rock Mountain     John Neel

When I was growing up, my family would always go to Black Rock Mountain, Ga. and camp. We started camping in tents, pop-up campers, pull behind campers and then stayed in cabins when the parents became old. My father has since passed and my mother is in a home and can no longer travel. But my brother and sisters still try to get up there each year.

My wife Kathleen and I made it a week long trip. We started with Jonesboro, Ga with a Confederate cemetery and The Road to Tara. Stayed in Atlanta and visited the aquarium, the zoo (Jax is much better), Oakland cemetery (no, we are not morbid, we just like old tombstones), Stone Mountain and the Atlanta History Museum. On Thursday, we spent the morning at Old Car City and that was great. The cheeseburger that I got at the restaurant across the street was not bad at all. A lot of you have been there and know of all the great photo ops. A camera club group from Greenville was there on a club outing. Nice to meet other photographers.



Thursday night through Sunday we stayed in cabin #5 on top of Black Rock. We had a good view of the city lights below at night. The color was horrible - the leaves were brown and falling off. The temperature was pleasant but not cold like we wanted. In fact, one night we turned on the ac so we could have a fire. I went out one night to get star pictures and met another photographer who was there to photo the meteor shower. I was not going to stay up until 2am, so I took my Milky Way pictures and went back to the cabin.

Of course we spent time visiting Franklin and all the antique shops. We always leave with something (tea cups) and stopped on the way back to the cabin for fresh vegetables, boiled peanuts and apples.


It is always a good time to get away with family and just relax on a back porch in the rocking chair with a cup of coffee.



# Black Rock Mountain



# Black Rock Mountain



# Black Rock Mountain





# Virtual Matting by Robert Clark

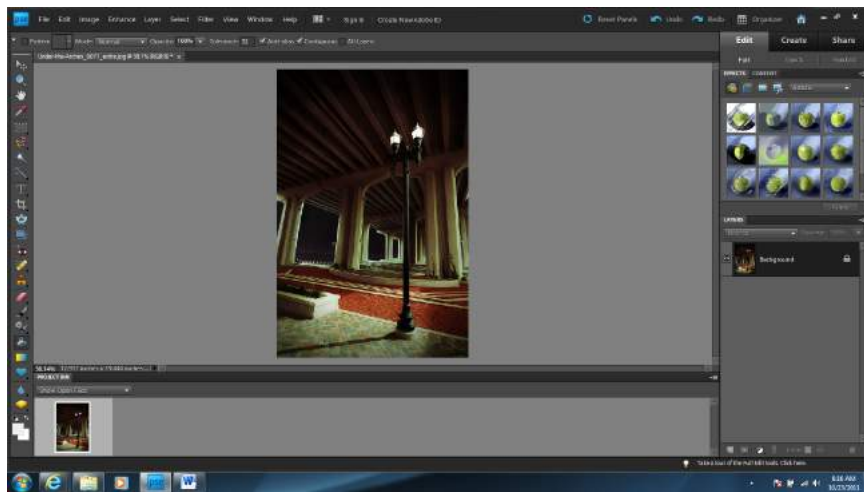
## Virtual Matting

I stumbled over this technique when I was scrambling to get some prints ready for a quarterly competition. I was as usual short on time, low on supplies of mat board and light in the wallet.

I had prepared three photos for printing and I wondered how they would look with a mat? So I increased the canvas size (as explained below) to simulate a mat. It occurred to me why not print the photos and canvas? What's the worst thing that can happen?

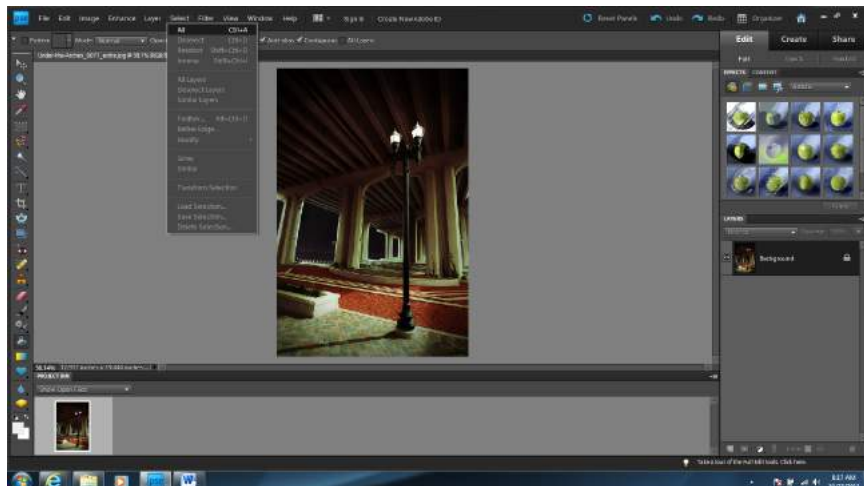
The following is a recipe to creating a virtual mat in Photoshop Elements. I think the technique is also valid for Photoshop CS3, CS4 and CS5.

Step 1) Edit your photograph to taste



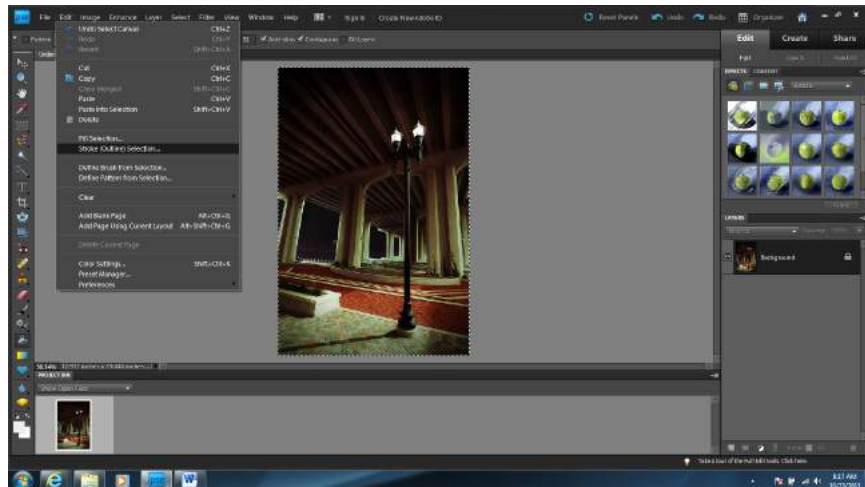
I find that putting a thin border around the photo will help it stand out from the mat and prevent any bleeding of highlights into the white mat.

Step 2) Go to "Select" on the Menu bar and "Select All" from the drop down panel



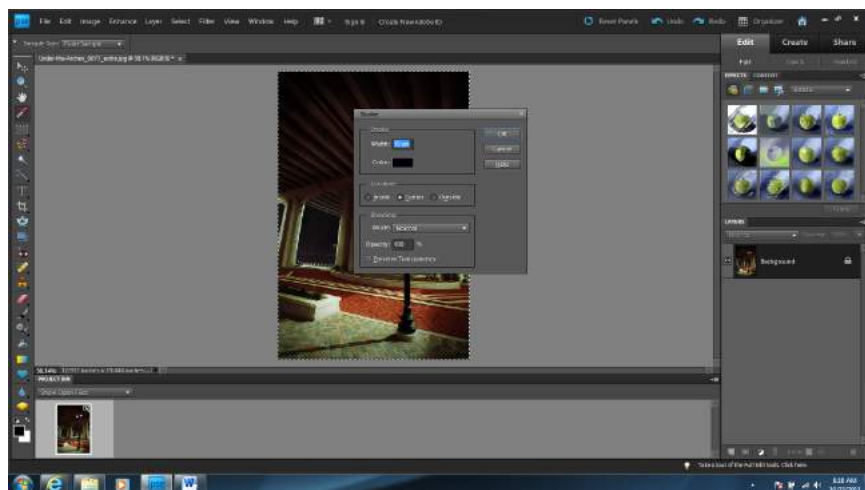
# Virtual Matting

Step 3) Go to “Edit” and then select “Stroke” from the drop down panel.

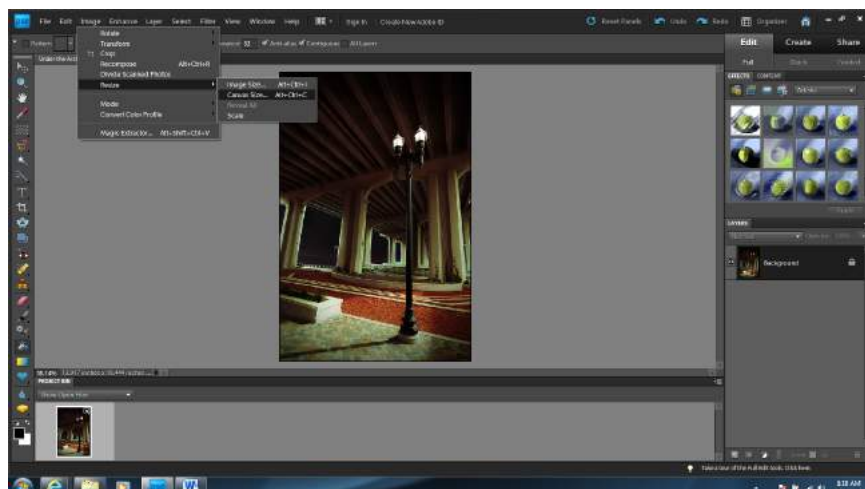


Step 4) Select desired stroke width according to taste (I usually choose 10px)

Step 5) Select desired color according to taste (I usually choose black for a white mat)

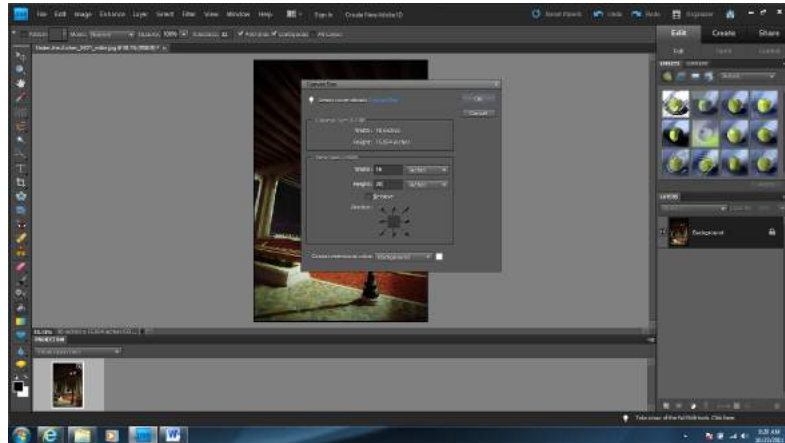


Step 6) This is where it gets exciting (I know I need to get out more). Go to “Image” on the menu bar and then go to “Resize” then go to “Canvas Size and select it.

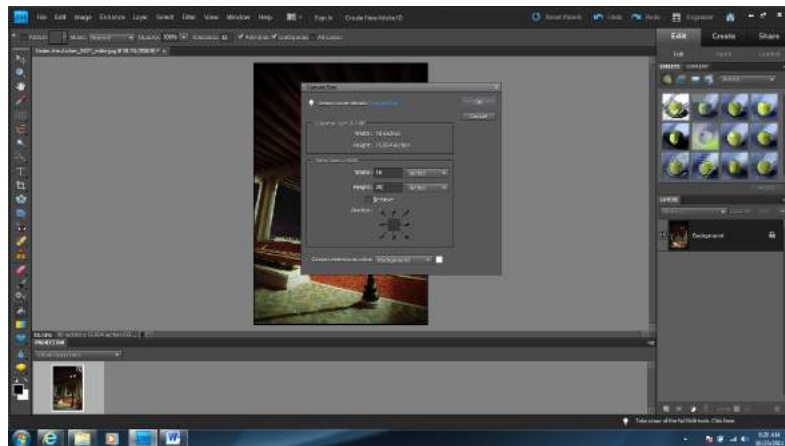


# Virtual Matting

Step7) Input desired width and height, in this case width is 16” and height is 20”. Don’t forget to choose the color that you desire for the “mat”. I use either white or black but fell free to use a little toning to cool off or warm up the mat according to taste



There you go you have a virtual mat.

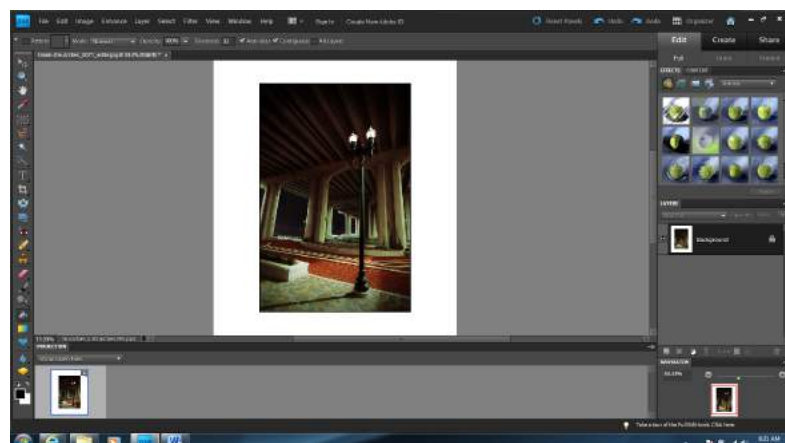


Step 8) Now what? I print it! This example the canvas is 16” x 20” and the image is 10” x 15”. I download the image to my printer (Costco) as a 16” x 20” photo. I usually get a resolution warning which I ignore (I do slow down and prepare to stop for yellow lights which is not the custom in Jacksonville).

Step 9) Go get your print and mount to backing board. Slip it in your bag (see [www.Clearbags.com](http://www.Clearbags.com) for these) and properly label for competition.

Step 10) Proudly display your blue ribbon.

I think I am saving a little bit of money taking this approach. I am definitely saving a lot of time. I love it any time I can raise laziness to a virtue.





## **FCCC WEBINARS Schedule 2017-2018**

First Saturdays at 9:00AM December through July  
\$30 per class; 1 1/2 - 2 1/2 hours

**December 2, 2017 “Titling Your Work to Win or Sell” by Christine Cook**  
Giving a title to your image is an important step before selling, showing or entering it into competition. Christine will help you choose a title that compliments & complements each image.

**January 6, 2018 “Making a Composited Creative Image from Scratch” by Christine Cook**  
Christine will show you step-by-step how to envision a creative image, select and import elements and blend them together seamlessly to make a convincing, high-quality creative image.

**February 3, 2018 “The Trick is When to Click” by Carmen Schettino**  
Carmen will share his preparation in getting ready to capture a subject. He will show basic lighting for people, flowers, birds and scenics. He will explain basics of correct compositions and proper use of the rule of thirds.

**March 3, 2018 “Making Creative Images: Tools & Techniques” by Bernie Hynes**  
Using tools that are in Photoshop & Photoshop Elements, Bernie will demonstrate a variety of creative techniques. He will make light beams, change backgrounds, alter skin texture, and turn day to night, amongst other techniques.

**April 7, 2018 “Making Winning Images” by Christine Cook** (open to all, but required for certification)  
Learn how judges assess images in all categories using standard criteria for Impact, Composition & Technical Aspects. This class is for everyone. It is also Part 1 of 2 for the Judges Training & Certification course. Part 2 is “Scoring & Critiquing Images”.

**May 5, 2018 “Scoring & Critiquing Images” by Christine Cook** (for certification only)  
This class is only for those who have won at least one FCCC blue ribbon in the Advanced Class and have proven experience shooting a variety of subjects. This is Part 2 of 2 for the Judges Training & Certification course. You must take Part 1 “Making Winning Images” prior to Part 2.

**June 2, 2018 “Color Makes a Difference!” by Christine Cook**  
Control the color combinations in your images and produce a great image, not a mediocre one. Christine will help you ensure that the color scheme in your image makes a WOW impact. This will include in-camera techniques and post-processing.

**July 7, 2018 “Taking Great Street Photography” by Christine Cook**  
Whether you are taking people in the streets, at the fair, in their villages or around the world, Christine will show you key techniques that will result in captivating images.

# Geography Quiz by Rick Hartmann

## Image 1

Clue 1

Now a state park in the state in which it is located.

Clue 2

Built by a man that was a writer , producer, and actor.

Clue 3

The owner was best know for his portrayal of Sherlock Holmes

Clue 4

The facility is located on a well known river.



## Image 2

Clue 1

Once was the entry to a private home.

Clue 2

The owner was of a prominent US family.

Clue 3

The owner was a pioneer in modern forestry in the United States

Clue 4

The city of location has a highway tunnel that the builder of which considers it to dangerous to drive through.



# Geography Quiz

## Image 3

- Clue 1  
Once was a state Capitol.
- Clue 2  
Was the home of the House of Burgesses
- Clue 3  
Frequented by Patrick Henry
- Clue 4  
Thomas Jefferson resided in the Governor's Mansion when this was the State Capitol



## Image 4

- Clue 1  
Located in what is considered a wet State.
- Clue 2  
This area primarily produces tulip bulbs for export to Holland
- Clue 3  
Hundreds of thousands visit the Tulip Festival yearly.
- Clue 4  
There is also an unofficial Daffodil Festival



# Geo Answers

## Image 1

**Gillette Castle located in East Haddam, Ct.**

## Image 2

**Biltmore Estate Gate**

## Image 3

**Colonial Williamsburg**

## Image 4

**Skagit Valley, Wa**

# Monochrome Winners

Caroline Peppiatt

Bill McSherry

Darrel Joseph

Fred Raiford

Brian Leonard

Kathy Jaworski

Bronwyn Horvath

Bruce Hagstrom



**“Tattoo Hawker”  
by Bill McSherry**



**“Ghost Plant”  
by Bill McSherry**

# Monochrome Winners



“Bridge to Fog”  
by Bill McSherry



“He’s Batman”  
by Kathy Jaworski



“Flame and Flowers”  
by Darrel Joseph



“Krystin”  
by Darrel Joseph



People's Choice is a monthly contest that allows members to bring in a print and the members vote on the entries without knowing who took the picture. Only the top three are awarded. None of the pictures are critiqued, so this is a great way to have your pictures compared to others without anyone knowing whose picture it is.

**October Winners -Emotion**

- 1st - Kathy Jaworski - "Cry Baby"
- 2nd - Irene Ward - "I'm Scared"
- 3rd - John Neel - "Determination"



"Cry Baby"



"I'm Scared"



"Determination"

## Announcements

### **FACEBOOK Page for Jacksonville Camera Club**

JCC members may place event pictures on the JCC Facebook page. If you want any of your pictures to be posted either send them to me at [nuroad@aol.com](mailto:nuroad@aol.com) or drop them into the Facebook page and then I will post them for you.

We are getting quite a following on our page and I would like to continue building the following so that we may get people to come and check out the club.

Thanks to those of you that have submitted pictures and those that have liked and are following the page.

Gail Means  
Facebook Manager

## Schedules

**Program Schedule - click for [website post](#)**

**Outings Schedule - click for [website post](#)**

**Print Schedule for 2017 - click for [website post](#)**

**Digital Schedule for 2017 - click for [website post](#)**

**Digital Schedule for 2018 - click for [website post](#) -  
members only**

**Monochrome Yearly Contest - click for [website post](#)**

**People's Choice - click for [website post](#)**

**F3C Schedule - click for [website post](#) - members only**

**Club Calendar - click for [website post](#)**

## Cover Picture



**“He’s Batman”  
by Kathy Jaworski  
Monochrome Winner**

# CLICKS

**Clicks** is published monthly by the Jacksonville Camera Club as a service to its members, providing information about club activities, entertaining and educational articles about photography. Photographs and article information are provided by the JCC members and contributors.

John Neel - Editor  
[bluehouse80@comcast.net](mailto:bluehouse80@comcast.net)

Charise Tanner - Copy Editor

## Directions to the Club Meetings

Our meetings are held at The Shepherd of the Woods Outreach Center located at 6595 Columbia Park Court, Jacksonville, Florida. Come visit with us at 7:00pm on the 1st and 3rd Wednesday of each month. Guests are always welcome. Check out the website for more information at [www.jaxcameraclub.com](http://www.jaxcameraclub.com). Check out [Google Maps](#) for directions.

## Copyright Privileges

Contents of this site are 2000-2017 by the Jacksonville Camera Club or its members except as noted. All image copyrights are held by the photographer. You may not copy, distribute, offer for hire, create derivative works from, or use for commercial gain any contents of this site without the explicit written permission of the copyright holder. Any links to external Web site provided on the Jacksonville Camera Club Website and/or Newsletter pages are provided as a courtesy. They should not be construed as an endorsement by the Jacksonville Camera Club of the content or views of the linked materials. The information contained in this website is for general information purposes only. The information is provided by the Jacksonville Camera Club, a not for profit organization, and while we endeavor to keep the information up to date and correct, we make no representations or warranties of any kind.

# Board and Chairpersons for 2017

**President  
Gordon Ira**



**Vice President  
Craig Shier**



**Treasurer  
Jim Jordan**



**Secretary  
Bronwyn Horvath**



**Digital Chair  
Charise Tanner**



**Print/Glennie Chair  
Chuck Shealy**



**Outings Chair  
Jan Vallely**



**Membership Chair  
Jennifer Thompson**




**Librarian  
Kathy Jaworski**



**Board and Chairpersons for 2017**

**LPIG Chair  
Brian Leonard**



**F3C/Mono Chair  
Julius Dean**



**Fifty-Fifty Manager  
Linda Lynn**



**Webmaster  
Young McQueen**



**Facebook Manager  
Gail Means**



**SOTW Liaison  
Lynda Smith**



**People's Choice  
Tina Jordan**



**Clicks Editor,  
Property Manager  
John Neel**

